


 **COMMUNITIES AND  
OLDER PEOPLE** 




**58,017**

**INDIVIDUALS ACCESSING THE PROJECT**

**35,768**

**CONTACTS  
MADE**



**17,912**

**INDIVIDUALS  
ACCESSING THE  
PROJECT FOR THE FIRST TIME**




**9,758**

**INDIVIDUALS  
SATISFIED WITH  
INTENSIVE SUPPORT PROVIDED**



**56,430**

**REFERRALS RECEIVED**



**56,338**

**REFERRALS ACCEPTED**



**9,154**

**VOLUNTEER  
HOURS  
PROVIDED**



**8,880**

**INDIVIDUALS  
FEEL THEY HAVE INFLUENCED  
DECISIONS THAT AFFECT THEM**



**16,284**

**REFERRALS  
PER PATHWAY**

**8,601**

**DISCHARGES  
PER PATHWAY**

**4,804** **ADMISSIONS AVOIDED**

**1,667**

**PEOPLE REPORT FEELING  
LESS ISOLATED**

**8,025**

**PEOPLE ACHIEVING PERSONAL  
OUTCOMES**

**8,729**

**PEOPLE RECEIVED SUPPORT  
THAT HAS PREVENTED AN  
ESCALATION IN THEIR NEEDS**

**9,103**

**PEOPLE  
REPORTED  
THEIR INDEPENDENCE  
HAS IMPROVED OR REMAINED  
THE SAME WITH THE SUPPORT  
OF THE PROJECT**

